

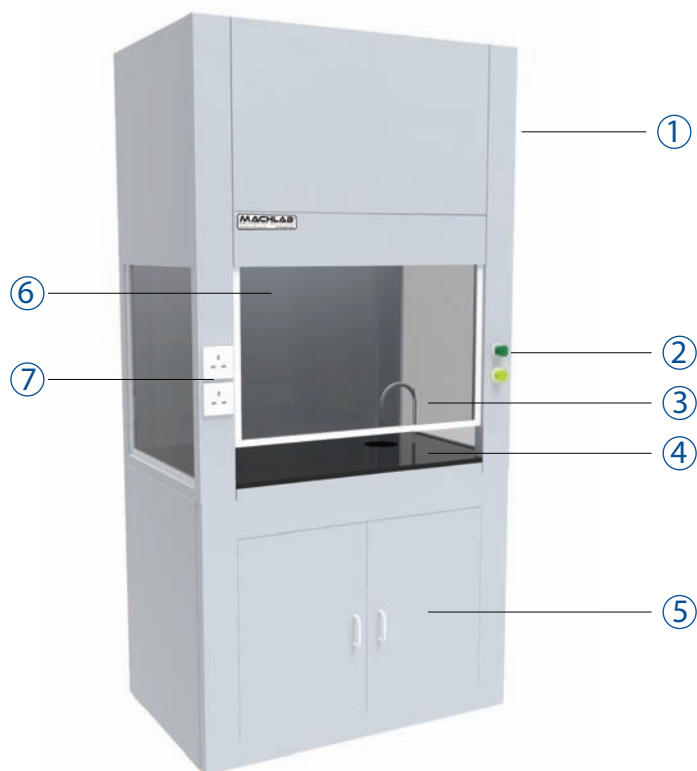


Polypropylene Ductless Fume Hood

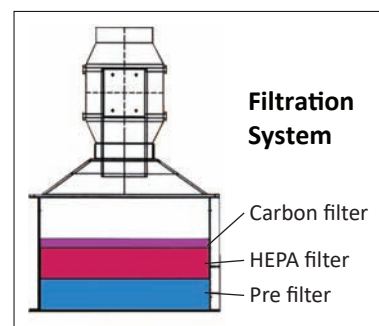
Product Brochure

PP Ductless Fume Hood

PP ductless fume hood provides higher level of protection and containment against highly corrosive chemical. It has excellent rating against corrosion and chemical staining, making it suitable for applications involving acids and harsh chemicals. Unlike traditional fume hood, ductless fume requires no ductwork.



1. Body
2. Service fixture
3. Water faucet
4. Worktop
5. Base cabinet
6. Sash
7. Electrical socket



Features

- Portable model for general purpose ductless fume hood
- Side viewing tempered glass panel for safety
- Low noise below 70dB
- 3 Stage filter module - Panel type dust pre-filter (33402), Activated Carbon Filter (DS2303) & Pleated HEPA filter (99.99% @ 0.3 Micron)(22300).
- Fireproof buffer
- Customisable components such as service fixtures, water faucets, and drip cup.
- Customisable base cabinet; can be mounted on bench, base leg or safety cabinet.

Customisation



Drip cup, water faucet type and location



Gas outlet/valve type and location



External hood colour variations



Sink and additional water faucet



Base support frame with castors



Hazard symbol stickers



Digital airflow display/airflow regulator



Emergency stop button

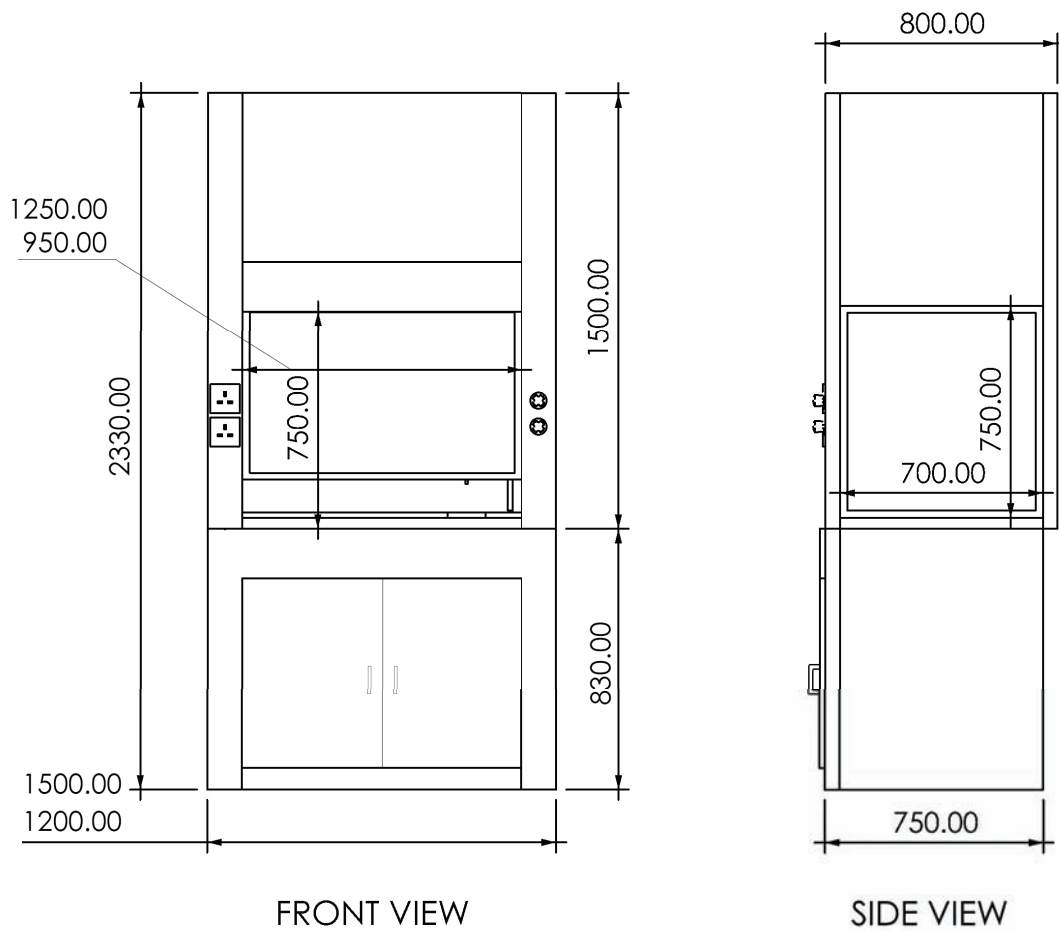


Water faucet type and location



Corrosive chemical safety cabinet

Product Detail



POLYPROPYLENE	DFH-4-PP	DFH-5-PP
External Dimensions (mm)	1200(L) x 800(W) x 2300(H)	1500(L) x 800(W) x 2300(H)
Internal Dimensions (mm)	950(L) x 700(W) x 1150(H)	1250(L) x 700(W) x 1150(H)
Material	5-10mm(Thk) Polypropylene sheet	
Worktop	Worktop: 19mm(Thk) Epoxy resin top	
Sash	5mm(Thk) Clear tempered glass/Polycarbonate/Acrylic	
Full sash opening (mm)	700(H)	
Standard Features	<ul style="list-style-type: none"> - 1 Unit of 10 Watts Light - 2 Units of 13 Amp electrical socket - 1 Unit of light and fan dual switch - 1 Unit of gas and water outlet & remote control - 1 Unit of drip cup 	
Base cabinet	5-10mm(Thk) Polypropylene sheet	
Power consumption	10W (Lighting)	
Volumetric Flow Rate	4ft: 800 - 1000 cfm 5ft: 1000 - 1200 cfm	
Face Velocity	0.5 m/s at 400mm(H)	



Website:



Contact details:



Copyright © 2020 Machlab Scientific Sdn. Bhd. All Rights Reserved.
Machlab Scientific Sdn. Bhd. has made every reasonable effort to present the contents of this catalogue accurately, but reserves the right to make changes to the information, product specifications and product range in this catalogue without prior notice.